

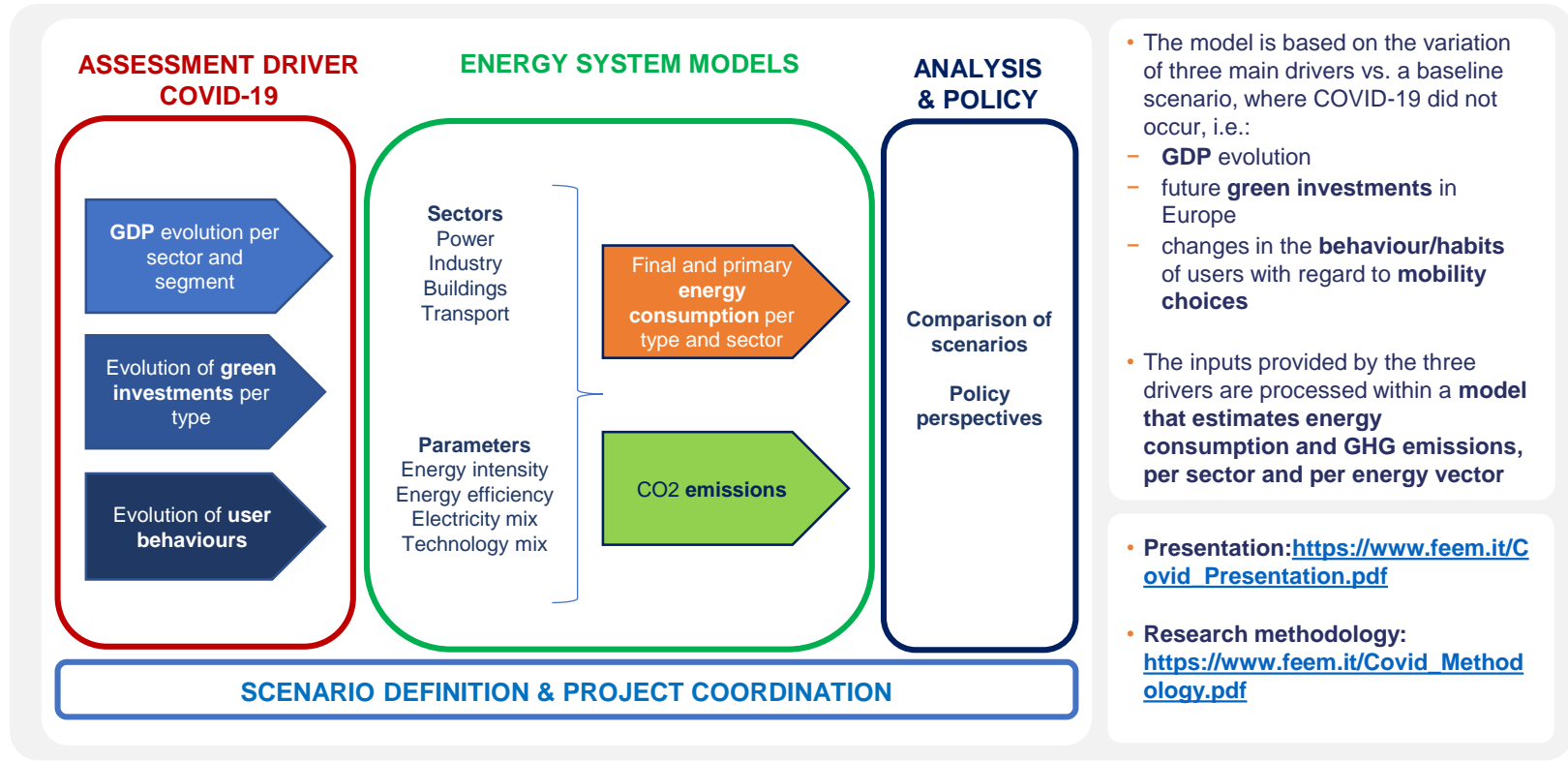


The New Energy Paradigm: Patterns towards the Future

October 22nd, 2020

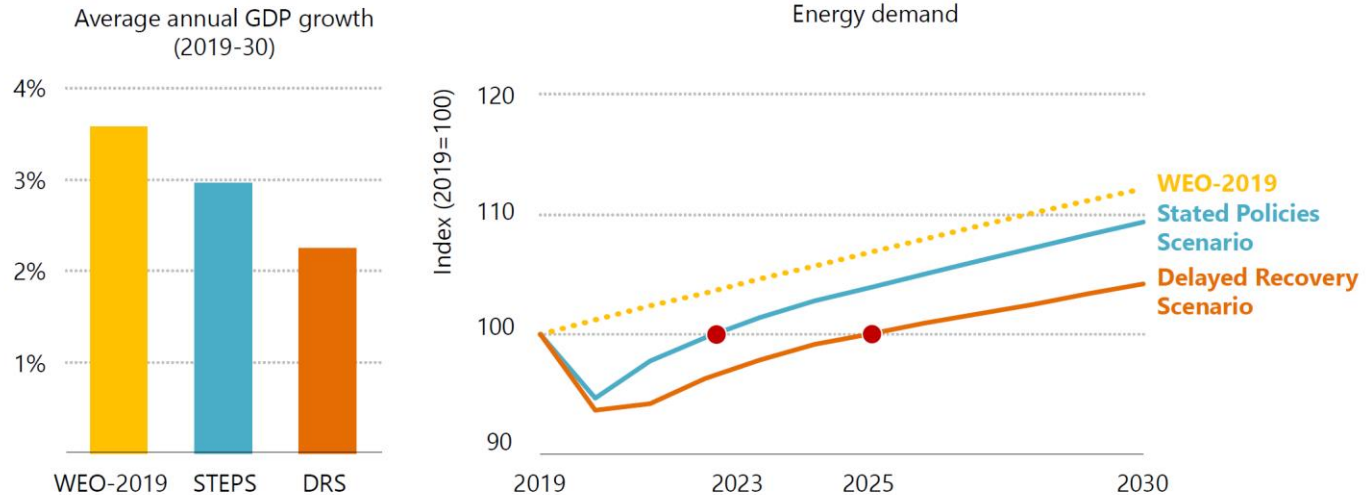
Alessandro Lanza, PhD
Executive Director

Impacts of COVID-19 to Energy Systems and the Environment in Italy to 2030



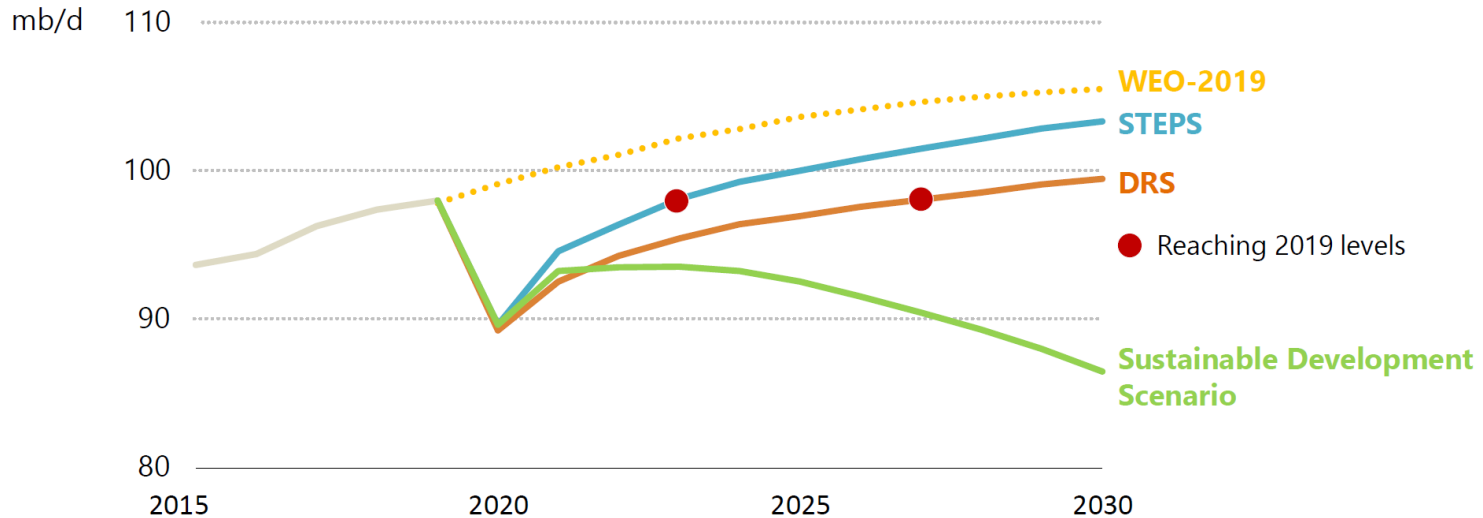
- **Presentation:** https://www.feem.it/Covid_Presentation.pdf
- **Research methodology:** https://www.feem.it/Covid_Methodology.pdf

A shock to the energy system



Source: **iea** - World Energy Outlook, October 2020

Global Oil demand by Scenario



Source: **iea** - World Energy Outlook, October 2020

Overview of the World Economic Outlook Projections

	Year over Year			
	2018	2019	Projections	
			2020	2021
World Output	3.5	2.8	-4.4	5.2
Advanced Economies	2.2	1.7	-5.8	3.9
United States	3.0	2.2	-4.3	3.1
Euro Area	1.8	1.3	-8.3	5.2
Germany	1.3	0.6	-6.0	4.2
France	1.8	1.5	-9.8	6.0
Italy	0.8	0.3	-10.6	5.2
Spain	2.4	2.0	-12.8	7.2
Japan	0.3	0.7	-5.3	2.3
United Kingdom	1.3	1.5	-9.8	5.9
Canada	2.0	1.7	-7.1	5.2
Other Advanced Economies ²	2.7	1.7	-3.8	3.6

	2019	Projections	
		2020	2021
Europe	1.6	-7.0	4.7
Advanced Europe	1.4	-8.1	5.2
Euro Area ^{4,5}	1.3	-8.3	5.2
Germany	0.6	-6.0	4.2
France	1.5	-9.8	6.0
Italy	0.3	-10.6	5.2
Spain	2.0	-12.8	7.2
Netherlands	1.7	-5.4	4.0
Belgium	1.4	-8.3	5.4
Austria	1.6	-6.7	4.6
Ireland	5.9	-3.0	4.9
Portugal	2.2	-10.0	6.5
Greece	1.9	-9.5	4.1
Finland	1.1	-4.0	3.6
Slovak Republic	2.4	-7.1	6.9
Lithuania	3.9	-1.8	4.1
Slovenia	2.4	-6.7	5.2
Luxembourg	2.3	-5.8	5.9
Latvia	2.2	-6.0	5.2
Estonia	5.0	-5.2	4.5
Cyprus	3.2	-6.4	4.7
Malta	4.9	-7.9	4.8
United Kingdom	1.5	-9.8	5.9
Switzerland	1.2	-5.3	3.6
Sweden	1.3	-4.7	3.5
Czech Republic	2.3	-6.5	5.1
Norway	1.2	-2.8	3.6
Denmark	2.3	-4.5	3.5
Iceland	1.9	-7.2	4.1
San Marino	1.1	-11.0	5.7

Source:  - World Economic Outlook, October 2020

